

SOCIO-ECONOMIC EFFECTS of SODES PROJECTS: THE CASE of HAKKARI

Haluk YERGIN

Hakkari University

Assist. Prof. Dr.

E-mail: halukyergin@hakkari.edu.tr

Abdullah EROL

Hakkari University

Assist. Prof. Dr.

E-mail: abduhaherol@hakkari.edu.tr

Mehmet MERCAN

Hakkari University

Assist. Prof. Dr.

E-mail: mercan48@gmail.com, mehmetmercan@hakkari.edu.tr

—Abstract —

Social Support Program (SODES), launched in 2008, is a social development program that aims to respond to the needs posed by the changing social structure and the problems such as migration, poverty and unemployment in the disadvantaged regions in order to strengthen human capital and to support social integration process in these regions. In this context, the population involved by SODES are children, youth, women, the unemployed, the poor, the expatriated people and the individuals and groups living in shanty settlements of the cities, especially those who have difficulties in accessing the social opportunities.

Hakkari is a province which is within SODES program and ranks 80th among 81 provinces in the development ranking of Turkey. In this study, socio-economic impacts of SODES projects to the province of Hakkari are investigated.

Key Words: *Sodes, Poverty, Hakkari.*

JEL Classification: O23, R11, R23.

1-Introduction

Social Support Program (SODES) is a project which has been implemented for the disadvantaged classes in less developed regions of Turkey since 2008.

In this study economic and social impacts of SODES projects have generally been investigated since they were launched. The impacts on Hakkari included to the program in 2010 have comprehensively been investigated. Being in 80th rank among 81 provinces in development ranking for Hakkari makes this study important. In terms of the changes of past habits and life perspectives in society, these social projects are very important.

Since there is no academic study about SODES projects in literature, in this study both a general evaluation of SODES projects has been carried out and the projects implemented in the case of Hakkari, concrete outputs and socio-economic impacts have been analysed.

2. Demographic and Economic Status of Hakkari

According to 2012 the total population of Hakkari is 279.982. The population by districts is as the following. Yüksekova; 113.871, Hakkari city centre; 82.423, Şemdinli; 61.402 and Çukurca; 14.469 people. (www.nufusu.com). According to Turkish Statistical Institute (TUIK) data Hakkari ranks the 3rd with 13 % in unemployment rate. While Şırnak is the 1st (15.3), Diyarbakır is the 2nd (13.8) (www.tuik.gov.tr). While the Gross Domestic Product per capita in Turkey is \$ 15.137, for Hakkâri it is \$ 4441 which is well below the average (www.tuik.gov.tr). The forced emigration in 1990's in Hakkâri has completely changed the structure of the city.

We can see many definitions for the concept of migration (Tekeli, 2007). Migration is a concept that includes the concept of mobility. It rather refers to a dynamic process. Mentioning the main underlying factor or only one factor for migration phenomenon and especially relating it with livelihood stand as a missing description today (Uzunoğlu H, 2006).

We can see the migration phenomenon after 1950's in terms of Turkey. Within the country both rural to urban migration and out of the country happened. Migration out of villages into cities started in 1950's has still been going on. Industrial development and facilitation of transport and communication are among the factors accelerating the internal migration in our country (Şimşek E, Gürler Z, 1994). In addition, the country or rural population before 1927's was almost by three times of the urban population. In 2012 this rate almost reversed. As can be seen in the following table, urban population became almost the three times of rural population.

Table 1: Distribution of Urban-Rural Population in Turkey by Years

<i>Years</i>	<i>Total population</i>	<i>Urban Population</i>	<i>Urban Population (%)</i>	<i>Rural Population</i>	<i>Rural Population (%)</i>
1927	13.648.270	3.305.879	24.22	10.342.391	75.78
2013	75.627.384	58.448.431	77.28	17.178.953	22.71

Rural-urban migration wasn't previously considered as a problem, urbanization was seen as the sign of modernization. In this context, when the modernization is defined as the phenomena such as industrialization, urbanization, bureaucracy, secularization and individualization emerged in West Europe and North America, urbanization appears as the sign of modernization (Giddens, 2005).

The relation of rural to urban migration with especially government policies and industrialization broke through in the early stages of Republic. In this context, the founders of the Young Republic, gave great importance to the appearance of cities (İnan, 1972). Young Republican governors made most of the investments to the urban cities. When it was thought that the rural population was almost three times of urban population in that period, the taxes spent largely on urban cities show how important hint it is in terms of the value to the urban cities.

When we consider the migration event emerged in Eastern and South-eastern Anatolia after 1985's, it appears as a result of village evacuations rather than industrialization. With State of Emergency Act (OHAL) published in 1983, "prohibiting the settlement in certain parts of the region, limiting the entrance to certain settlements and exit from them, evacuating certain settlements or conveying them to other locations" became possible.

This migration phenomenon today still continues to produce socio-psychological results such as socio-economic, political consequences. Migration issue is not restricted only with the immigrants or the people in the region. Immigrated metropolis are also affected negatively from the issue, even this occasionally causes the problems affecting the whole country. It is estimated that about 2500 villages were evacuated and burned in 1993/94. It is thought that this number increased to 3000 in the last months of 1995 (Mazlumder report, 1995).

The population amount and changes of Hakkari, which is in the State of Emergency (OHAL), between 1985 and 2000 are especially striking. While the population was 20754 in 1985, this rate increased to 30407 in 1990. While the population was 57077 in 1997, it became 58145 in 2000 (Mazlumder Report, 1995). Therefore, the migration happened both internally and externally from 1985 proportionally displays also the urban population increase.

Nearly 50.000 people immigrated to Hakkari city center from 1985 to 2000. This corresponds to approximately two thirds of the population in the city center. This rate significantly affected the living quarters of the city and city-dwellers. As a result of rural to urban migrations, an unemployment problem occurred largely

3. Sodes Projects and Hakkari Practices

Legislation: SODES (Social Support Program) was created by 2008/11 Prime Ministry's circular including the GAP (South-eastern Anatolian Project) Action Plan prepared in order to complete the Regional Development Projects between 2008-2012 published in Official Journal No.26,910 on 18th June, 2008 and in this context by State Planning Organization (Official Journal,2011). In the ranking according to the criterion of socio-economic development of provinces Hakkari ranks 80th in 81 countries. (dika.org.tr)

SODES: The provision of social development was constructed as an important component and SODES (Social Support Program) was created under the components of "employment", "social inclusion" and "culture, arts and sports" for the people-oriented projects that the governor's offices take responsibilities in order to provide the social needs as soon as possible.

The most important aims of SODES are listed below:

- To resolve the social problems caused by poverty, migration and urbanization,

- To contribute to the development of human capital,
- To ensure the social integration,
- To ensure the participation of the disadvantaged classes of society in economic and social life more actively,
- To help to express the children, young and women in the region better through cultural, artistic and sports activities,
- To support to provide the qualified labour in the required fields depending on increasing investments in the region,
- To respond the needs posed by the changing social structure.

The provinces covered by SODES are Adiyaman, Batman, Diyarbakır, Gaziantep, Kilis, Mardin, Siirt, Şanlıurfa and Şırnak in GAP (Southeastern Anatolian Project) and Ağrı, Ardahan, Bayburt, Bingöl, Bitlis, Elazığ, Erzincan, Erzurum, Gümüşhane, Iğdır, Hakkari, Kars, Malatya, Muş, Tunceli and Van in DAP (Eastern Anatolian Project). In addition, in 2011 Adana, Mersin, Osmaniye, Kahramanmaraş and Hatay are planned to be included in the program as pilot provinces with a different application model.

Segments of population covered by SODES are the poor, the people who do not get the opportunities of the city, children, the young, women, and the unemployed, the immigrant to the city and individuals and groups of people living in slum areas. SODES projects create new opportunities for the disadvantaged classes having troubles in participating the social life effectively and they provide the integration for the urban life. In this respect, SODES projects contribute to the realization of social restoration nationally by beginning with the implemented provinces (Özkan, 2011).

Components: SODES consists of three components as employment, social inclusion and culture, arts and sports.

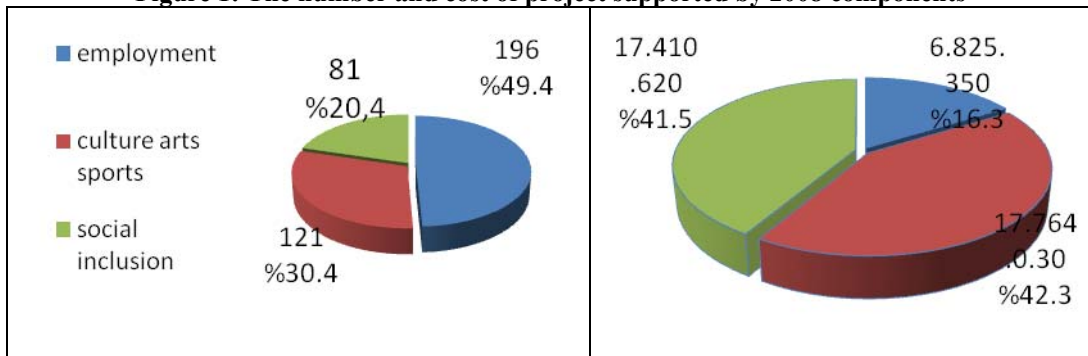
1. Component of employment: With the projects under this component it is aimed to increase the employability, to improve the qualified labour and the professional knowledge and experiences in the fields appropriate for the needs in the province and region, to facilitate the access to employment for the disadvantaged classes and to support the people who could start their own business.

2. Component of social inclusion: With the projects under this component it is anticipated to reduce the poverty, to support to provide maintenance for the poor getting social welfare, to raise the living standards of privileged classes of the society such as old, disabled, women and children and to increase the quality of services to these people.

3. Component of Culture, Arts and Sports: With the projects under this component it is anticipated to improve the cultural, artistic and sports activities needed by the society, to reveal the abilities of children and the young's by especially directing them to these activities and to help them to acquire useful habits for the society and themselves (www.sodes.gov.tr).

Although SODES projects started to be implemented in 2008, Hakkari was included in 2010.

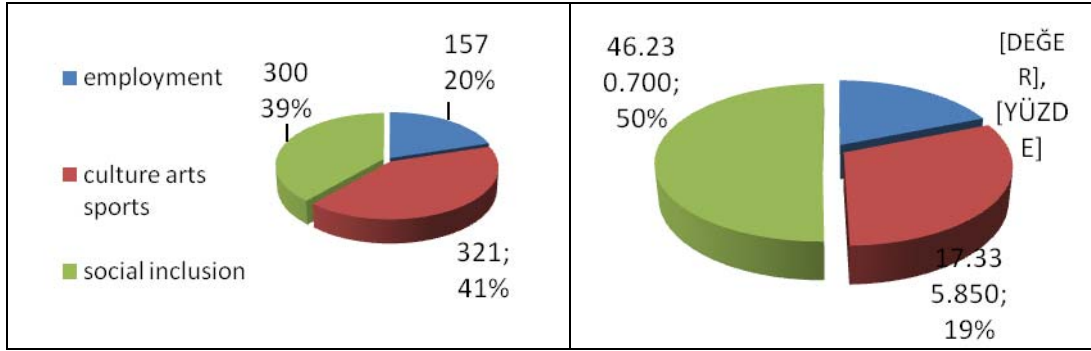
Figure 1: The number and cost of project supported by 2008 components



Note Source: www.sodes.gov.tr (Access: 11.04.2011)

42.000.00 TL was paid for 398 projects in 2008 as the year that Hakkari was not included in SODES. Culture, arts and sports projects constitute of the most important part with 42.3 % and 17.764.030 TL.

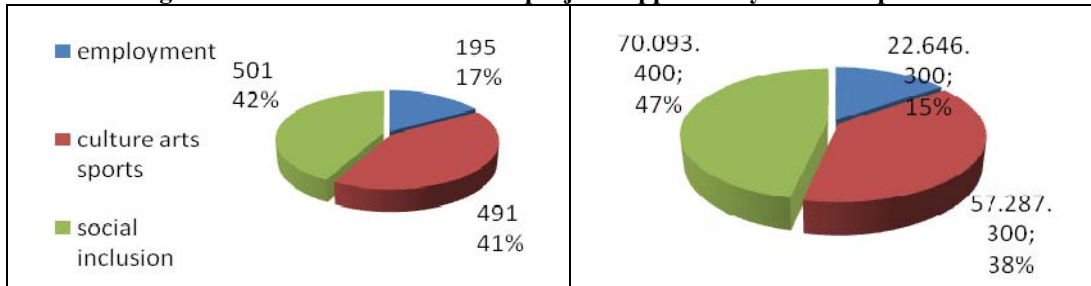
Figure 2: The number and cost of project supported by 2009 components



Note Source: www.sodes.gov.tr (Access: 11.04.2011)

91.864.300 TL was paid for 778 projects in 2009 as the year that Hakkari was not included in SODES again. Culture, arts and sports projects constitute of the most important part with 50% and 46.230.700 TL.

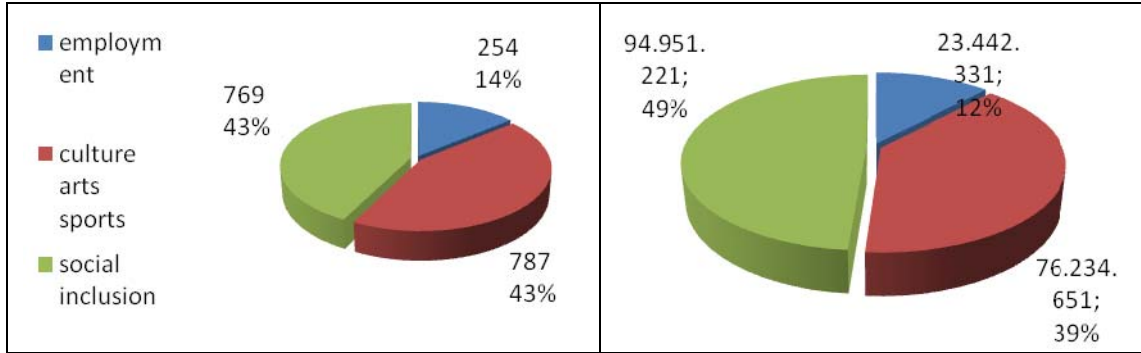
Figure 3: The number and cost of project supported by 2010 components



Note Source: www.sodes.gov.tr (Access: 11.04.2011)

In 2010 Hakkari was included in SODES. In that year 1187 project was implemented and 150.027.000 TL was paid for these projects. However, in Hakkari 45 projects stated to be implemented and 5.092.000 TL in total was paid. In this year social projects rank 1st in terms of both number (501project) and cost (70.093.400).

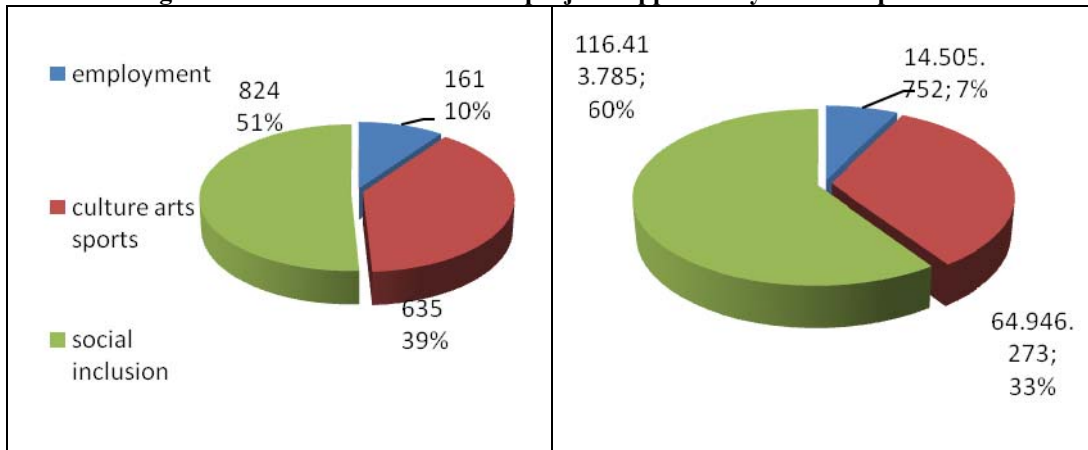
Figure 4: The number and cost of project supported by 2011 components



Note Source: www.sodes.gov.tr (Access: 11.04.2011)

1811 projects started to be implemented and 194.628.203 TL was paid in 2011. In this year employment projects stand out. While employment projects have 42 % of numerical rate (769 projects), they have 49 % of rate (94.951.221) in costs. 72 projects were implemented in Hakkari in 2011 and 6.178.478 TL was paid for these projects. (Hakkari Governor, SODES Project Coordination Office).

Figure 5: The number and cost of project supported by 2012 components



Note Source: www.sodes.gov.tr (Access: 11.04.2011)

Totally 1820 projects were implemented in 2012 and 195.865.810 TL was paid for these projects. When quantitatively analyzed social projects have the most important share with 51 %. Again social projects rank 1st with 116.413.785 TL in terms of payments. 63 projects were implemented in total in Hakkari in 2012.

5.830.000 TL was paid for these projects. Although there was a 12 % of decrease in project number compared to 2011, there was no significant change in the paid amount (Hakkari Governor, SODES Project Coordination Office).

According to the data from Hakkari Governor, SODES Project Coordination Office, concrete outputs for Hakkari by years are as the following:

Within the projects in 2010 and 2011

- a) 120 people were employed as full-time and 53 people were employed as half-time.
- b) 86 children's playgrounds were built.
- c) 10 libraries were established and 20000 books were purchased.
- d) 11 youth's center and 6 women's center were opened.
- e) 14 study centers were opened.
- f) 2500 students attended in SBS (placement exam) and LYS (undergraduate placement exam) courses.
- g) 24 vocational training centers were established.
- h) 90 vocational training courses in 38 branches were opened.
- i) 3000 trainees attended to the vocational training courses.
- j) 2 synthetic pitches and 21 district pitches were built.
- k) Equipment needs of 50 kindergarten were met.
- m) Scholarships for 115 students and housing support for 120 students were ensured.

Expectations for the projects in 2012 are as the following:

- a) 53 people will be employed as full-time.
- b) 22 people will be employed as half- time.
- c) 8 youth's centers and 4 women's centers will be opened.
- d) 10 study centers will be opened and training support for 3000 students will be provided.
- e) 16 vocational training workshops will be opened.
- f) 600 students will be trained in 90 vocational training course.
- g) 1 synthetic pitch, 7 district pitches and 27 children's play gardens will be built.
- h) 300 students will attend in the trip out of the province.
- i) Scholarships for 115 students and housing support for 120 students will be provided.

Concrete outputs for 2010 -2012 were given above. We can see that these data is not in a great amount. Such result is presumptive for a normal-middle sized

province. When it comes to a small and one of the smallest provinces of Turkey such as Hakkari, change can be said to be important.

In another issue, the orientation of rural-urban migrated people to the urban life and employment of them by training vocationally make the projects very important. It is stated that SPO (State Planning Organization) and governorships should work in harmony and be more effective, clearer and faster, so that SODES projects would be more effective (SODES Evaluation Meeting, 2011).

Result and Policy Implications

SODES (Social Support Program) has been implemented in a total of 30 provinces including 16 provinces under DAP (Eastern Anatolia Project), 9 provinces under GAP (South-eastern Anatolia Project) and 5 pilot provinces.

SODES consisting of three components aims to generate employment for the disadvantaged class, to reduce poverty and to bring beneficial habits for the society. Project has generally led to positive developments in socio-economic and political issues in both GAP and DAP provinces. Since the disadvantaged classes and the poor especially consist of rural to urban immigrants, the importance of this project further increases. Women and children who are another disadvantaged classes widely utilized the outputs of this project. It also played a role in the holding back of the social tensions caused by socio-political and economic problems and in the change of past habits about the poverty understanding.

Many civilian and public institutions such as public institutions, Special Provincial and Country Administration's, Municipalities, Local Government Associations, Universities, Public Professional Organizations and non-governmental organizations can apply to SODES projects. Openness of project applications both to the public and to the non-governmental organizations provides an approach between the government, the non-governmental organizations and the society. When it is considered that there is an important politicized opposition to government policies in the region especially in Hakkari, the function of this depoliticized supporting and developmental project instruments gains more importance. Local people approaching to the direct support and helps of the government with "suspicious" symptoms think the SODES projects away

from political concerns and try to utilize these projects. Although the amount of finance that SODES projects, which started to be implemented in Hakkari since 2010, provide was low, their socio-political and socio-economic impacts were high. These projects also helping the local people to realize their dreams about changing and developing themselves helped to rehabilitate the impaired functioning of society with the repressive interventions albeit partial.

References

- Üçdoğruk Ş (2002) “İzmir’deki iç göç hareketlerinin çok durumlu logit teknikle incelenmesi”, *Bölgesel, D.E.Ü.İ.İ.B.F. Dergisi*, Cilt 17(1): p.157-183.
- Pazarlıoğlu M. V. (2007). “İzmir örneğinde iç göçün ekonometrik analizi”, *Yönetim ve Ekonomi*, Cilt 14(1), p.121-135.
- Giddens, A. (2005). *Sosyoloji*. Ankara: Aytaç Yayınevi
- Hakkâri Valiliği, AB ve Proje Koordinasyon Merkezi/ SODES Proje Koordinasyon Ofisi
- İnan, A. (1972) “Devletçilik ilkesi ve Türkiye Cumhuriyeti’nin birinci sanayi planı”, Ankara: TTK Yayınları, p.121-122.
- Mazlumder Raporu (1995) “Doğu ve Güneydoğu’da İç Göç Neden Ve Sonuçları.”
- Özkan B (2011) “Sodes Etki Analizi Sonuç Raporu”, *İpekyolu Kalkınma Ajansı*, 2011
- Resmi Gazete, 26910 sayılı 18 Haziran 2008 tarihli Resmi Gazete,2008/11 Başbakanlık Genelgesi
- SODES Değerlendirme Toplantısı, 8-9 Mart Ankara 2011)
- Şimşek, E. ve Gürler, Z. (1994) “Kırdan kente göç olgusu ve kırsal sanayi”, Türkiye 1. Tarım Ekonomisi Kongresi.
- Tekeli, İ. (2007): “Türkiye’nin Göç Tarihindeki Değişik Kategorileri”, *Kökler ve Yollar, Türkiye’de Göç Süreçleri*, İstanbul Bilgi Üniversitesi Yayınları, Der. :Ayhan Kaya, Bahar Şahin, p. 447–475.
- Uzunoglu H (2006) “İzmir’de iç göç dalgası” İzmir Ticaret Odası, AR&GE Bülten, 2006.
- <http://tuikapp.tuik.gov.tr/adnksdagitapp/adnks.zul>, TÜİK’in 2012 yılına ait Adrese Dayalı Nüfus Kayıt Sistemi (Adnks) Veri Tabanı’ndan alınmış veriler.
- <http://www.dika.org.tr/upload/archive/files/SosyoEkonomik%20G%C3%B6sterge%202011.pdf>
- <http://www.nufusu.com/il/hakkari-nufusu>

<http://www.sodes.gov.tr/SODES.portal>
<http://www.tuik.gov.tr/PreHaberBultenleri.do?id=15843>